







# 2024 Portsmouth Site Community Commitment DASHBOARD



## EDUCATION

	2011 - 2021	2022	2023	2024	TOTAL
Science Bowl					
Schools/Teams	161/266	15/24	16/30	18/32	192/320
Students	1,333	120	150	165	1,768
Volunteers	420	20	50	65	555
Champs		Wheelersburg	Chillicothe	Valley	
Science Alliance					
Schools	230	23	25	29	309
Students/Teachers	12,972	932	1,174	1,407	16,485
Volunteers	1,463	200	250	250	2,163
Additional presentations	66	--	--	--	66
Fluor-BWXT STEAM Scholarships					
HS Seniors	110	12	12	14	147
	\$242K	\$24K	\$24K	\$24K	\$314K
Internship Program					
College Students	271	42	36	39	388
Annual Site Environmental Report (ASER) Executive Summary					
HS Science Students	217	8	10	28	263
HS Art Students	89	0	11	0	100
Total Students Involved	306	8	18	28	363
Host School		Eastern	Waverly	Waverly & Valley	
Site Tours					
Tours/Guests	251/3,275	27/121	25/316	37/410	340/4,122

## ECONOMIC GROWTH

	2011 - 2021	2022	2023	2024	TOTAL
Fluor-BWXT Regional Site Spending (by FY)					
	\$532.2M	\$43.5M	\$111M	\$50.2M	\$736.2M
Fluor-BWXT Business Opportunity Fund					
	\$4.86M	\$440K	\$440K	\$440K	\$6.18M
					
					
					
					
					
					

## GIVING

	2011 - 2021	2022	2023	2024	TOTAL
Employee Giving Campaign					
	\$1.21M	\$90,870	\$73,768	\$73,041	\$1.45M
Misc. Community Donations (includes educational and charitable giving)					
	\$1.41M	\$121K	\$122K	\$115K	\$2M
Feds Feed Families					
	57,633 lbs.	39,315	37,450	231,058	405,025 lbs.
Christmas Giving Programs					
Christmas Gifts for Children	27,442 kids	2,932 kids	2,876 kids	2,881 kids	36,041 kids
Pike County Childrens Christmas Fund	3,284/7,950 families/kids	275/661 families/kids	311/755 families/kids	303/705 families/kids	4,206/10,071
Volunteerism					
Hours	101,779	4,200	5,100	21,250	132,329
Mutual Aid Runs					
Responses	381	60	80	151	672
TOTAL COMMUNITY AND ECONOMIC GIVING					
\$742.4M					

